

# DAILY BULLETIN

No. 4

## Palarong Pambansa 2011



### High School Boys' Division

Dapitan City

14 May 2011



**Match:** 27 **Date:** 5/12/2011 **Spectators:** 0  
**City:** Dipolog  
**Hall:** Estaka Central School  
**Match duration:** Start: 8:00

Teams	Sets	1	2	3	4	5	Total
<b>CAL</b>	<b>2</b>	25	18	25			68
<b>DAV</b>	<b>1</b>	21	25	17			63
<b>Set duration</b>							

**Referees:**

<b>CAL • Reg IVa-CALABARZON</b>		1	2	3	4	5	Pts
1	ATIENZA Jello	■	■	■			8
2	ENCISO Mark Christian	■	■	■			16
3	DESUYO John Carlo			□			
4	SANCHEZ Marcelo Jr.	■	■	■			4
5	DOMINGO Lexter Allan						
6	MANGULABNAN Vincent Raphael	■	■	■			8
7	DURAN John Kenneth				□		
8 L	BELTRAN Warren Vincent	L	L	L			
9	MASCARINAS Alfie	■	■	■			9
10	MANDRIZA Elmor Jr.						
11	ALBORO Fernando	■	■	■			8
12	MONTOYA Alfred Benedict						
<b>Coach:</b>							
<b>Assistant:</b>							

<b>DAV • Reg XI-DAVRRAA</b>		1	2	3	4	5	Pts
1 L	ESCOSIA Antoine		L	L	L		
2	SARTE Calvin		□	■	■		10
3	PAGAS Jamel		■				2
4	RUELA Ralph		■	■	■		1
5	BALBON Cris						
6	NARSOLIS Mark		■				
7	GILBUENA Hachaliah		■	■	■		4
8	DEMETERIO Reymark						
9	ARBES Francis						
10	GOLOSINO Rene		■	■	■		6
11	FELECIO Robert		■	■	■		14
14	POLICARPIO Wilburd		□	■	■		3
<b>Coach:</b>							
<b>Assistant:</b>							

**TEAMS AND PLAYERS PERFORMANCES**

Won Pts	Total Atts	No Name
37	86	<b>Total Team</b>
11	16	2 ENCISO Mark Christian
7	19	11 ALBORO Fernando
13	53	<b>Total Team</b>
4	8	2 ENCISO Mark Christian
3	13	9 MASCARINAS Alfie
3	67	<b>Total Team</b>
1	10	6 MANGULABNAN Vincent
1	14	2 ENCISO Mark Christian
15		<b>Total Team</b>
68	206	<b>Total Team</b>

Scoring Skills
<b>Spike</b>
<b>Block</b>
<b>Serve</b>
<b>Opp. error</b>
<b>Total</b>

Won Pts	Total Atts	No Name
31	100	<b>Total Team</b>
10	23	2 SARTE Calvin
8	23	11 FELECIO Robert
8	34	<b>Total Team</b>
5	15	11 FELECIO Robert
1	1	3 PAGAS Jamel
1	64	<b>Total Team</b>
1	9	11 FELECIO Robert
23		<b>Total Team</b>
63	198	<b>Total Team</b>

16	38	2 ENCISO Mark Christian
----	----	-------------------------

<b>Best Scorer</b>
--------------------

14	47	11 FELECIO Robert
----	----	-------------------

Excellent	Total Atts	No Name
15	93	<b>Total Team</b>
5	12	8 BELTRAN Warren Vincent
4	18	11 ALBORO Fernando
33	85	<b>Total Team</b>
27	61	6 MANGULABNAN Vincent
22	62	<b>Total Team</b>
4	9	8 BELTRAN Warren Vincent
5	13	9 MASCARINAS Alfie

Non scoring Skills
<b>Dig</b>
<b>Set</b>
<b>Reception</b>
Success - Faults
# Attempts

Excellent	Total Atts	No Name
10	89	<b>Total Team</b>
4	17	10 GOLOSINO Rene
2	5	2 SARTE Calvin
15	93	<b>Total Team</b>
15	89	4 RUELA Ralph
13	64	<b>Total Team</b>
2	9	10 GOLOSINO Rene
6	27	1 ESCOSIA Antoine

■ Starting line-up    Pts = Points scored    [nn] = Captain  
□ Substitute    Atts = Attempts    L = Libero  
Opp = Opponent



**Match:** 28 **Date:** 5/12/2011 **Spectators:** 0  
**City:** Dipolog  
**Hall:** Estaka Central School  
**Match duration:** **Start:** 9:00

Teams	Sets	1	2	3	4	5	Total
<b>EVR</b>	<b>0</b>	19	23				42
<b>ZPR</b>	<b>2</b>	25	25				50
<b>Set duration</b>							

**Referees:**

<b>EVR • Reg VIII-EVRAA</b>		1	2	3	4	5	Pts
2	BAGARES ADAM NOEL						
3	SOLIVA JAN MONIC	□	■				1
6	LAJARA KAMIN VON ERNESTO	■					
8	OBEDA HAROLD	■	■				3
9	BRUN ANTHONY KENT	■	■				4
10	TORRES ANGEL JR.		■				3
11 L	TOGONON KIEFFER JAPETH	L	L				
13	BADILLA BEN GABRIEL	■	■				7
14	PATEO JERRY JR.						
16	BAJEN RENZO ADRIAN	■					1
17	GUIBAO JOSHUA						
18	GLOVA CHRISTIAN NEIL	■	■				3
<b>Coach:</b>							
<b>Assistant:</b>							

<b>ZPR • Reg IX-ZPRAA</b>		1	2	3	4	5	Pts
1	MUSALLAIN HASSAN	■	■				3
2 L	BALADD JANH		L				
3 L	GARCIA RONEN			L			
4	ARCAYA JOHN BENEDICT						
5	COLEGIO RUDY	■	■				1
6	PATROCENIO PAUL BRYAN		□				2
7	QUINON MARJUN						
8	GABATO JESUS						
9	SARITA LLOYD	■	■				5
10	HUSSIN HJI. ABDULWAHAB	■	■				9
11	CASANARES TOMMY	■	■				5
12	MONTEMAYOR JOHN CHARLIE	■	■				3
<b>Coach:</b>							
<b>Assistant:</b>							

**TEAMS AND PLAYERS PERFORMANCES**

Won Pts	Total Atts	No Name
17	72	<b>Total Team</b>
7	18	13 BADILLA BEN GABRIEL
3	12	9 BRUN ANTHONY KENT
3	24	<b>Total Team</b>
1	5	10 TORRES ANGEL JR.
1	6	3 SOLIVA JAN MONIC
2	43	<b>Total Team</b>
1	6	18 GLOVA CHRISTIAN NEIL
1	7	9 BRUN ANTHONY KENT
19		<b>Total Team</b>
41	139	<b>Total Team</b>

Scoring Skills
<b>Spike</b>
<b>Block</b>
<b>Serve</b>
<b>Opp. error</b>
<b>Total</b>

Won Pts	Total Atts	No Name
21	68	<b>Total Team</b>
8	15	10 HUSSIN HJI.
4	8	9 SARITA LLOYD
4	21	<b>Total Team</b>
2	5	11 CASANARES TOMMY
1	6	1 MUSALLAIN HASSAN
3	48	<b>Total Team</b>
1	6	11 CASANARES TOMMY
1	9	9 SARITA LLOYD
21		<b>Total Team</b>
49	137	<b>Total Team</b>

7	26	13 BADILLA BEN GABRIEL
---	----	------------------------

<b>Best Scorer</b>
--------------------

9	26	10 HUSSIN HJI.
---	----	----------------

Excellent	Total Atts	No Name
1	70	<b>Total Team</b>
1	14	11 TOGONON KIEFFER
0	51	<b>Total Team</b>
0	40	<b>Total Team</b>

Non scoring Skills
<b>Dig</b>
<b>Set</b>
<b>Reception</b>
Success - Faults
# Attempts

Excellent	Total Atts	No Name
1	68	<b>Total Team</b>
1	8	3 GARCIA RONEN
3	56	<b>Total Team</b>
3	45	9 SARITA LLOYD
1	36	<b>Total Team</b>
1	3	6 PATROCENIO PAUL

■ Starting line-up    Pts = Points scored    [nn] = Captain  
□ Substitute    Atts = Attempts    L = Libero  
Opp = Opponent



**Match:** 29 **Date:** 5/12/2011 **Spectators:** 0  
**City:** Dipolog  
**Hall:** Estaka Central School  
**Match duration:** **Start:** 11:00

Teams	Sets	1	2	3	4	5	Total
<b>WVR</b>	<b>2</b>	25	26				51
<b>NMR</b>	<b>0</b>	21	24				45
<b>Set duration</b>							

**Referees:**

<b>WVR • Reg VI-WVRRAA</b>		1	2	3	4	5	Pts
1	SANTACERA Bjarnece	■					1
2	ESTILLER John Ray	■	■				
4	BUENAVENTURA Ervin Clyde	■	■				9
5	BACTOL Kim Adrian	■	■				8
7	ABELLON John Lester						
8	ZAMORA Jhon						
9	CELESTIAL Mark Alexander						
12	YU Hans Erich	□	□				
14 L	SABIDONG Dee John	L	L				
15	NISOL Jerald	■	■				2
17	FAUSTINO Jose	■	■				4
18	MALOR O	□	■				8
<b>Coach:</b>							
<b>Assistant:</b>							

<b>NMR • Reg X-NMRAA</b>		1	2	3	4	5	Pts
2	ETRONE RACMADE	□	■				5
3	WOO REYMARK			□			
4 L	LIDANGAN JUNAID	L	L				
5	OLASIMAN MARLON	■	■				2
6	LUSTRE RICKY JOHN						
7	DELA CRUZ NINO	■	■				1
9	MAGPULONG JAMES	■					
10	MICULOB ARJAY	■	■				1
12	ROA JOSHUA						
15	DINOY EDELBERTO	■	■				10
17	DUMAGO LARRY JAY	■	■				12
18	SUBRADO NOVEDDY						
<b>Coach:</b>							
<b>Assistant:</b>							

**TEAMS AND PLAYERS PERFORMANCES**

Won Pts	Total Atts	No Name
22	69	<b>Total Team</b>
7	14	4 BUENAVENTURA Ervin
6	17	5 BACTOL Kim Adrian
10	35	<b>Total Team</b>
4	11	18 MALOR O
2	3	5 BACTOL Kim Adrian
0	50	<b>Total Team</b>
19		<b>Total Team</b>
51	154	<b>Total Team</b>

Scoring Skills
<b>Spike</b>
<b>Block</b>
<b>Serve</b>
<b>Opp. error</b>
<b>Total</b>

Won Pts	Total Atts	No Name
22	71	<b>Total Team</b>
8	18	15 DINOY EDELBERTO
6	15	17 DUMAGO LARRY JAY
5	29	<b>Total Team</b>
2	7	15 DINOY EDELBERTO
2	4	17 DUMAGO LARRY JAY
4	46	<b>Total Team</b>
4	9	17 DUMAGO LARRY JAY
14		<b>Total Team</b>
45	146	<b>Total Team</b>

9	33	4 BUENAVENTURA Ervin
---	----	----------------------

<b>Best Scorer</b>
--------------------

12	28	17 DUMAGO LARRY JAY
----	----	---------------------

Excellent	Total Atts	No Name
5	53	<b>Total Team</b>
2	5	14 SABIDONG Dee John
1	8	2 ESTILLER John Ray
6	58	<b>Total Team</b>
6	52	2 ESTILLER John Ray
5	42	<b>Total Team</b>
1	6	4 BUENAVENTURA Ervin
2	15	14 SABIDONG Dee John

Non scoring Skills
<b>Dig</b>
<b>Set</b>
<b>Reception</b>
Success - Faults
# Attempts

Excellent	Total Atts	No Name
7	70	<b>Total Team</b>
2	17	4 LIDANGAN JUNAID
2	8	7 DELA CRUZ NINO
2	66	<b>Total Team</b>
1	2	2 ETRONE RACMADE
5	45	<b>Total Team</b>
2	11	15 DINOY EDELBERTO
3	20	4 LIDANGAN JUNAID

■ Starting line-up    Pts = Points scored    [nn] = Captain  
□ Substitute    Atts = Attempts    L = Libero  
Opp = Opponent



**Match:** 30 **Date:** 5/12/2011 **Spectators:** 0  
**City:**  
**Hall:**  
**Match duration:** Start: 12:00

Teams	Sets	1	2	3	4	5	Total
CAV	1	10	25	11			46
CRA	2	25	23	25			73
Set duration							

**Referees:**

CAV • Reg II-CAVRAA		1	2	3	4	5	Pts
1	RAMOS Bernardo	■	■	■			3
2	VILLAFLORES Mark Eden						
3	BAYSAC Ruben	■	■	■			10
4	MIGOTE Arvin						
5	DELA CRUZ Rodirick	■	■	■			3
6	PADILLA Kennete	■	■	■			6
7	L ALCAIDE Ian	L	L	L			
8	MATAMMU Ariel				□		
9	MALENAB Joshua	■	■				2
10	LUNA Joven	■	■	■			9
11	AGTARAP ANGELITO				■		1
12	L SAGADRACA JEDRICK						

**Coach:**  
**Assistant:**

CRA • Reg XII-CRAA		1	2	3	4	5	Pts
1	NOBLEZA RAUL						
2	KADIR DATU JOMAR	■	■	■			8
3	KARIM OMAR SHARIFF						
4	L RYAN GYNES	L	L	L			
6	USOP ABDULLAH						
7	DUMARAN DANILO JR.	■	■	■			7
8	SARABIA JASON	■	■	■			15
9	TAN ZAMIR JADE						
11	SAMPIGAT SAHID	■	■	■			4
12	SALA-AN ALLAN JAY	■	■	■			13
14	TALEMBO JOMAR IAN						
17	SOVERANO Eliver	■	■	■			4

**Coach:**  
**Assistant:**

**TEAMS AND PLAYERS PERFORMANCES**

Won Pts	Total Atts	No Name
27	84	<b>Total Team</b>
7	26	3 BAYSAC Ruben
6	20	6 PADILLA Kennete
6	34	<b>Total Team</b>
3	12	3 BAYSAC Ruben
3	7	10 LUNA Joven
1	45	<b>Total Team</b>
1	7	10 LUNA Joven
12		<b>Total Team</b>
46	163	<b>Total Team</b>

10	43	3 BAYSAC Ruben
----	----	----------------

Scoring Skills
<b>Spike</b>
<b>Block</b>
<b>Serve</b>
<b>Opp. error</b>
<b>Total</b>

<b>Best Scorer</b>
--------------------

Won Pts	Total Atts	No Name
29	75	<b>Total Team</b>
10	15	12 SALA-AN ALLAN JAY
5	18	2 KADIR DATU JOMAR
14	36	<b>Total Team</b>
8	17	8 SARABIA JASON
3	7	7 DUMARAN DANILO JR.
8	72	<b>Total Team</b>
3	10	8 SARABIA JASON
2	13	2 KADIR DATU JOMAR
20		<b>Total Team</b>
71	183	<b>Total Team</b>

15	41	8 SARABIA JASON
----	----	-----------------

Excellent	Total Atts	No Name
2	66	<b>Total Team</b>
1	12	5 DELA CRUZ Rodirick
1	12	7 ALCAIDE Ian
4	66	<b>Total Team</b>
4	52	5 DELA CRUZ Rodirick
7	67	<b>Total Team</b>
2	5	9 MALENAB Joshua
1	10	6 PADILLA Kennete

Non scoring Skills
<b>Dig</b>
<b>Set</b>
<b>Reception</b>
Success - Faults
# Attempts

Excellent	Total Atts	No Name
3	71	<b>Total Team</b>
2	16	4 RYAN GYNES
1	5	8 SARABIA JASON
9	62	<b>Total Team</b>
9	55	17 SOVERANO Eliver
5	40	<b>Total Team</b>
3	9	12 SALA-AN ALLAN JAY
2	10	2 KADIR DATU JOMAR

■ Starting line-up   Pts = Points scored   [nn] = Captain  
□ Substitute   Atts = Attempts   L = Libero  
Opp = Opponent



**Match:** 31 **Date:** 5/12/2011 **Spectators:** 0  
**City:** Dipolog  
**Hall:** Estaka Centro School  
**Match duration:** **Start:** 13:00

Teams	Sets	1	2	3	4	5	Total
<b>NCR</b>	<b>1</b>	27	22	21			70
<b>CLR</b>	<b>2</b>	25	25	25			75
<b>Set duration</b>							

**Referees:**

<b>NCR • NCR</b>		1	2	3	4	5	Pts
1	CAPAL ELDRIGE			■	■		1
2	DACLES ARGIE		■	■	■		2
3	L DE DIOS DARREN	L	L	L			
4	LUNA LORD	■	■	■			5
5	ASIA GEUEL	■	■	■			4
6	BANTOLINO GARY DAVIES	■	■				
7	CAMPOSANO EDWARD	■	■	■			12
8	MANUEL CARL MICHAEL	■	■	■			9
9	PANGAN MARK CARLO	■	■	■			9
10	RELCOPAN KIM REGINALD	■	■	■			6
11	ROQUE KARL JUSTINE	■	■	■			4
12	TORRES ANGELO				■		

**Coach:**  
**Assistant:**

<b>CLR • Reg III-CLRAA</b>		1	2	3	4	5	Pts
2	CRISOSTOMO Leandro	■	■	■			5
3	L EVANGELISTA Ben	L	L				
4	DELONIA Jayrome		■	■			2
5	BUSCAYNO Mark	■	■	■			8
6	SUDARIA Michael	■	■	■			2
7	AGALA John	■	■	■			1
8	MARANAN Nicko		■	■			5
9	YUMANG Ranier	■	■	■			24
10	L SALADANAN Roljohn						
11	SABITSANA James						
12	SANTOS Fredick	■	■	■			1

**Coach:**  
**Assistant:**

**TEAMS AND PLAYERS PERFORMANCES**

Won Pts	Total Atts	No Name
33	111	<b>Total Team</b>
9	20	7 CAMPOSANO EDWARD
7	19	8 MANUEL CARL MICHAEL
13	51	<b>Total Team</b>
2	4	5 ASIA GEUEL
2	9	10 RELCOPAN KIM
6	71	<b>Total Team</b>
2	11	7 CAMPOSANO EDWARD
2	11	9 PANGAN MARK CARLO
20		<b>Total Team</b>
72	233	<b>Total Team</b>

12	33	7 CAMPOSANO EDWARD
----	----	--------------------

Scoring Skills
<b>Spike</b>
<b>Block</b>
<b>Serve</b>
<b>Opp. error</b>
<b>Total</b>

<b>Best Scorer</b>
--------------------

Won Pts	Total Atts	No Name
35	103	<b>Total Team</b>
21	44	9 YUMANG Ranier
4	13	8 MARANAN Nicko
11	41	<b>Total Team</b>
5	15	5 BUSCAYNO Mark
2	6	4 DELONIA Jayrome
2	74	<b>Total Team</b>
2	10	9 YUMANG Ranier
26		<b>Total Team</b>
74	218	<b>Total Team</b>

24	58	9 YUMANG Ranier
----	----	-----------------

Excellent	Total Atts	No Name
12	112	<b>Total Team</b>
8	26	3 DE DIOS DARREN
2	14	2 DACLES ARGIE
11	97	<b>Total Team</b>
7	53	2 DACLES ARGIE
8	71	<b>Total Team</b>
3	10	4 LUNA LORD
1	9	7 CAMPOSANO EDWARD

Non scoring Skills
<b>Dig</b>
<b>Set</b>
<b>Reception</b>
Success - Faults
# Attempts

Excellent	Total Atts	No Name
9	116	<b>Total Team</b>
4	27	5 BUSCAYNO Mark
2	3	3 EVANGELISTA Ben
11	95	<b>Total Team</b>
11	84	12 SANTOS Fredick
9	59	<b>Total Team</b>
1	3	2 CRISOSTOMO Leandro
4	17	9 YUMANG Ranier

■ Starting line-up    Pts = Points scored    [nn] = Captain  
□ Substitute    Atts = Attempts    L = Libero  
Opp = Opponent





**Match:** 32 **Date:** 5/12/2011 **Spectators:** 0  
**City:** Dipolog  
**Hall:** Estaka Central School  
**Match duration:** **Start:** 14:00

Teams	Sets	1	2	3	4	5	Total
<b>CVI</b>	<b>2</b>	25	25				50
<b>CAL</b>	<b>0</b>	20	16				36
<b>Set duration</b>							

**Referees:**

<b>CVI • Reg VII-CVIRAA</b>		1	2	3	4	5	Pts
1	BELEN JERSON OWEN	■	■				4
2	IMPERIAL JASON KENT		□				
3	GO MIKE ARDEL						
4	LARANAN RENAN	■	■				1
7	CANETE RAYMART NINO	■	■				6
8	GESIM KENNETH						
9	ROCAMORA MARK JOSEPH	■	■				7
11	MAURO HAROLD GLENN	■	■				3
12	AGUI ELCID						
14	GAIRANOD ALASTAIR IAN	■	■				10
18 L	VILLAFLO JUNE PATRICK	L	L				
<b>Coach:</b>							
<b>Assistant:</b>							

<b>CAL • Reg IVa-CALABARZON</b>		1	2	3	4	5	Pts
1	ATIENZA Jello	■	■				3
2	ENCISO Mark Christian	■	■				8
3	DESUYO John Carlo			□			
4	SANCHEZ Marcelo Jr.	■	■				6
5	DOMINGO Dexter Allan						
6	MANGULABNAN Vincent Raphael	■	■				1
7	DURAN John Kenneth						
8 L	BELTRAN Warren Vincent	L	L				
9	MASCARINAS Alfie	■	■				2
10	MANDRIZA Elmor Jr.						
11	ALBORO Fernando	■	■				4
12	MONTOYA Alfred Benedict						
<b>Coach:</b>							
<b>Assistant:</b>							

**TEAMS AND PLAYERS PERFORMANCES**

Won Pts	Total Atts	No Name
21	66	<b>Total Team</b>
7	18	14 GAIRANOD ALASTAIR
4	11	7 CANETE RAYMART NINO
6	26	<b>Total Team</b>
2	4	9 ROCAMORA MARK
2	3	14 GAIRANOD ALASTAIR
4	47	<b>Total Team</b>
2	13	9 ROCAMORA MARK
1	6	14 GAIRANOD ALASTAIR
17		<b>Total Team</b>
48	139	<b>Total Team</b>

Scoring Skills
<b>Spike</b>
<b>Block</b>
<b>Serve</b>
<b>Opp. error</b>
<b>Total</b>

Won Pts	Total Atts	No Name
17	64	<b>Total Team</b>
6	18	4 SANCHEZ Marcelo Jr.
4	17	11 ALBORO Fernando
7	26	<b>Total Team</b>
6	8	2 ENCISO Mark Christian
1	4	9 MASCARINAS Alfie
0	37	<b>Total Team</b>
11		<b>Total Team</b>
35	127	<b>Total Team</b>

10	27	14 GAIRANOD ALASTAIR
----	----	----------------------

<b>Best Scorer</b>
--------------------

8	23	2 ENCISO Mark Christian
---	----	-------------------------

Excellent	Total Atts	No Name
14	49	<b>Total Team</b>
7	14	18 VILLAFLO JUNE
4	9	9 ROCAMORA MARK
12	59	<b>Total Team</b>
12	55	4 LARANAN RENAN
8	36	<b>Total Team</b>
3	9	14 GAIRANOD ALASTAIR
4	14	18 VILLAFLO JUNE

Non scoring Skills
<b>Dig</b>
<b>Set</b>
<b>Reception</b>
Success - Faults
# Attempts

Excellent	Total Atts	No Name
4	57	<b>Total Team</b>
2	12	11 ALBORO Fernando
2	9	4 SANCHEZ Marcelo Jr.
7	63	<b>Total Team</b>
6	40	6 MANGULABNAN Vincent
3	48	<b>Total Team</b>
2	18	8 BELTRAN Warren Vincent

■ Starting line-up    Pts = Points scored    [nn] = Captain  
□ Substitute    Atts = Attempts    L = Libero  
Opp = Opponent



### MATCH RESULTS

#### Preliminaries (Group C)

No	Date	Teams	Set	Result per set (points)					Total Points	Time	Spectators
				1	2	3	4	5			
27	5/12/2011	CAL - DAV		25-21	18-25	25-17			68- 63		
28	5/12/2011	EVR - ZPR		19-25	23-25				42- 50		

#### Quarter Finals (A1 vs D2)

No	Date	Teams	Set	Result per set (points)					Total Points	Time	Spectators
				1	2	3	4	5			
29	5/12/2011	WVR - NMR		25-21	26-24				51- 45		

#### Quarter Finals (A2 vs D1)

No	Date	Teams	Set	Result per set (points)					Total Points	Time	Spectators
				1	2	3	4	5			
30	5/12/2011	CAV - CRA		10-25	25-23	11-25			46- 73		

#### Quarter Finals (B1 vs C2)

No	Date	Teams	Set	Result per set (points)					Total Points	Time	Spectators
				1	2	3	4	5			
31	5/12/2011	NCR - CLR		27-25	22-25	21-25			70- 75		

#### Quarter Finals (B2 vs C1)

No	Date	Teams	Set	Result per set (points)					Total Points	Time	Spectators
				1	2	3	4	5			
32	5/12/2011	CVI - CAL		25-20	25-16				50- 36		

### TEAM RANKING

#### Quarter Finals (A1 vs D2)

Rank	Code	Country	Matches				Points			Sets		
			Total	Won	Lost	Pts	Won	Lost	Ratio	Won	Lost	Ratio
1	WVR	Reg VI-WVRRAA	1	1	0	2	51	45	1.133	2	0	MAX
2	NMR	Reg X-NMRAA	1	0	1	1	45	51	0.882	0	2	

#### Quarter Finals (A2 vs D1)

Rank	Code	Country	Matches				Points			Sets		
			Total	Won	Lost	Pts	Won	Lost	Ratio	Won	Lost	Ratio
1	CRA	Reg XII-CRAA	1	1	0	2	73	46	1.587	2	1	2.000
2	CAV	Reg II-CAVRRAA	1	0	1	1	46	73	0.630	1	2	0.500
3	EVR	Reg VIII-EVRRAA	0	0	0	0	0	0		0	0	

#### Quarter Finals (B1 vs C2)

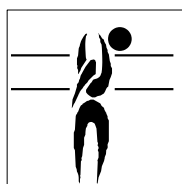
Rank	Code	Country	Matches				Points			Sets		
			Total	Won	Lost	Pts	Won	Lost	Ratio	Won	Lost	Ratio
1	CLR	Reg III-CLRAA	1	1	0	2	75	70	1.071	2	1	2.000
2	NCR	NCR	1	0	1	1	70	75	0.933	1	2	0.500

#### Quarter Finals (B2 vs C1)

Rank	Code	Country	Matches				Points			Sets		
			Total	Won	Lost	Pts	Won	Lost	Ratio	Won	Lost	Ratio
1	CVI	Reg VII-CVIRAA	1	1	0	2	50	36	1.389	2	0	MAX
2	CAL	Reg IVa-CALABARZON	1	0	1	1	36	50	0.720	0	2	
3	CAR	CAR	0	0	0	0	0	0		0	0	







## Best Scorers

Rk	No	Name	Team	Spike	Block	Serve	Total
1	9	YUMANG Ranier	CLR	51	5	2	58
2	4	BUENAVENTURA Ervin Clyde	WVR	38	7	5	50
3	12	SALA-AN ALLAN JAY	CRA	38	5	2	45
4	9	ROCAMORA MARK JOSEPH	CVI	33	4	6	43
4	2	ENCISO Mark Christian	CAL	29	13	1	43
6	3	BAYSAC Ruben	CAV	27	12	1	40
7	10	RELCOPAN KIM REGINALD	NCR	24	9	5	38
8	9	SOLTERO JERIC	CAR	30	4	3	37
8	10	GOLOSINO Rene	DAV	35	2	0	37
10	11	FELECIO Robert	DAV	23	11	2	36
11	15	DINOY EDELBERTO	NMR	23	8	4	35
12	14	GAIRANOD ALASTAIR IAN	CVI	28	5	1	34
12	2	KADIR DATU JOMAR	CRA	21	5	8	34
12	8	SARABIA JASON	CRA	15	15	4	34
15	11	ALBORO Fernando	CAL	31	1	1	33
16	7	CAMPOSANO EDWARD	NCR	21	1	9	31
17	5	BACTOL Kim Adrian	WVR	26	3	1	30
17	6	PADILLA Kennete	CAV	23	6	1	30
19	15	NISOL Jerald	WVR	16	11	2	29
19	2	CRISOSTOMO Leandro	CLR	19	10	0	29
19	4	DELONIA Jayrome	CLR	16	10	3	29
22	1	MUSALLAIN HASSAN	ZPR	18	7	3	28
23	5	COLEGIO RUDY	ZPR	25	1	1	27
23	4	SANCHEZ Marcelo Jr.	CAL	25	1	1	27
23	9	MASCARINAS Alfie	CAL	20	7	0	27
26	10	HUSSIN HJI. ABDULWAHAB	ZPR	21	2	2	25
26	9	MALENAB Joshua	CAV	19	4	2	25
26	10	LUNA Joven	CAV	18	6	1	25
26	1	ATIENZA Jello	CAL	22	3	0	25
26	5	BUSCAYNO Mark	CLR	16	7	2	25
31	4	CATABAY Dann Giovanni	IRA	19	1	3	23
31	17	DUMAGO LARRY JAY	NMR	15	4	4	23
33	3	JORDAN Ron Julian	CRG	11	9	2	22
33	12	MONTEMAYOR JOHN CHARLIE	ZPR	17	2	3	22
33	1	SANTACERA Bjarnece	WVR	15	6	1	22
33	6	SUDARIA Michael	CLR	18	3	1	22
37	11	MAURO HAROLD GLENN	CVI	11	9	1	21
37	6	MANGULABNAN Vincent Raphael	CAL	11	6	4	21
39	7	DUMARAN DANILO JR.	CRA	13	7	0	20
39	11	CASANARES TOMMY	ZPR	14	5	1	20
39	1	RAMOS Bernardo	CAV	17	2	1	20
42	2	MILET JADWAY	CAR	10	8	1	19
42	7	DELA CRUZ NINO	NMR	11	5	3	19
42	9	PANGAN MARK CARLO	NCR	15	2	2	19
45	6	SANCHEZ Stephen John	CRG	16	1	1	18
45	9	MILVAR Eliasse Jason	CRG	15	1	2	18
45	17	FAUSTINO Jose	WVR	16	2	0	18
48	9	MAGPULONG JAMES	NMR	14	3	0	17
48	11	SAMPIGAT SAHID	CRA	13	2	2	17
48	7	GILBUENA Hachaliah	DAV	15	0	2	17
<b>Total tournament</b>				<b>1,497</b>	<b>387</b>	<b>162</b>	<b>2,046</b>

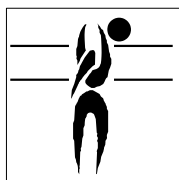




## Best Spikers


Limit: 10.00%

Rk	No	Name	Team	Spikes	Faults	Shots	Total Attempts	Succ. %
1	12	SALA-AN ALLAN JAY	CRA	38	7	8	53	71.70
2	10	RELCOPAN KIM REGINALD	NCR	24	9	11	44	54.55
3	9	ROCAMORA MARK JOSEPH	CVI	33	14	22	69	47.83
4	15	DINOY EDELBERTO	NMR	23	14	12	49	46.94
5	8	SARABIA JASON	CRA	15	6	11	32	46.88
6	9	MILVAR Eliasse Jason	CRG	15	8	10	33	45.45
7	7	DUMARAN DANILO JR.	CRA	13	2	14	29	44.83
8	4	BUENAVENTURA Ervin Clyde	WVR	38	20	27	85	44.71
9	9	MASCARINAS Alfie	CAL	20	7	18	45	44.44
10	7	CACAL BERWYN	MIM	4	4	1	9	44.44
<b>Total Tournament</b>				1,497	887	1,954	4,338	34.51



## Best Blockers

Rk	No	Name	Team	Kill Blocks	Faults	Rebounds	Total Attempts	Avg. by set
1	8	SARABIA JASON	CRA	15	4	14	33	1.15
2	3	JORDAN Ron Julian	CRG	9	13	14	36	0.82
3	2	ENCISO Mark Christian	CAL	13	6	10	29	0.81
4	3	BAYSAC Ruben	CAV	12	4	22	38	0.80
5	15	NISOL Jerald	WVR	11	14	22	47	0.79
6	11	FELECIO Robert	DAV	11	4	23	38	0.73
7	2	MILET JADWAY	CAR	8	5	11	24	0.73
8	11	MAURO HAROLD GLENN	CVI	9	4	10	23	0.69
9	10	TORRES ANGEL JR.	EVR	8	5	22	35	0.67
10	15	DINOY EDELBERTO	NMR	8	5	6	19	0.67
<b>Total Tournament</b>				387	505	922	1,814	3.58



## Best Servers


Rk	No	Name	Team	Aces	Faults	Serve Hits	Total Attempts	Avg. by set
1	2	KADIR DATU JOMAR	CRA	8	6	27	41	0.62
2	7	CAMPOSANO EDWARD	NCR	9	8	26	43	0.60
3	9	ROCAMORA MARK JOSEPH	CVI	6	8	25	39	0.46
4	8	BUENO JASON	BRA	4	5	4	13	0.44
5	4	BUENAVENTURA Ervin Clyde	WVR	5	2	36	43	0.36
6	15	DINOY EDELBERTO	NMR	4	2	33	39	0.33
7	17	DUMAGO LARRY JAY	NMR	4	4	18	26	0.33
8	4	CATABAY Dann Giovanni	IRA	3	4	16	23	0.33
9	10	RELCOPAN KIM REGINALD	NCR	5	6	23	34	0.33
10	8	SARABIA JASON	CRA	4	4	26	34	0.31
<b>Total Tournament</b>				162	248	2,743	3,153	1.50





## Best Diggers

Rk	No	Name	Team	Digs	Faults	Receptions	Total Attempts	Avg. by set
1	3	DE DIOS DARREN	NCR	13	18	30	61	0.87
2	14	SABIDONG Dee John	WVR	12	11	41	64	0.86
3	11	ALBORO Fernando	CAL	13	10	39	62	0.81
4	18	VILLAFLORE JUNE PATRICK	CVI	10	13	28	51	0.77
5	10	GOLOSINO Rene	DAV	9	20	35	64	0.60
6	4	SANCHEZ Marcelo Jr.	CAL	8	21	28	57	0.50
7	7	CAMPOSANO EDWARD	NCR	7	9	21	37	0.47
8	11	CASANARES TOMMY	ZPR	6	23	42	71	0.43
9	1	ESCOSIA Antoine	DAV	6	14	40	60	0.40
10	7	CANETE RAYMART NINO	CVI	5	6	18	29	0.38
<b>Total Tournament</b>				267	1,227	2,796	4,290	2.47



## Best Setters

Rk	No	Name	Team	Running Sets	Faults	Still Sets	Total Attempts	Avg. by set
1	6	MANGULABNAN Vincent Raphael	CAL	52	3	192	247	3.25
2	4	LARANAN RENAN	CVI	33	1	133	167	2.54
3	2	DACLES ARGIE	NCR	37	3	153	193	2.47
4	4	RUELA Ralph	DAV	34	-	202	236	2.27
5	17	SOVERANO Eliver	CRA	15	-	163	178	1.15
6	2	ESTILLER John Ray	WVR	15	8	238	261	1.07
7	12	SANTOS Fredrick	CLR	18	12	272	302	1.00
8	8	ALI RASUL	CAR	9	4	168	181	0.82
9	9	SARITA LLOYD	ZPR	11	6	243	260	0.79
10	5	DELA CRUZ Rodirick	CAV	11	6	220	237	0.73
<b>Total Tournament</b>				293	89	3,479	3,861	2.71



## Best Receivers

Limit: 5.00%

Rk	No	Name	Team	Excellents	Faults	Serve Receptions	Total Attempts	Eff. %
1	11	ALBORO Fernando	CAL	7	1	20	28	21.43
2	4	LUNA LORD	NCR	9	1	28	38	21.05
3	3	DE DIOS DARREN	NCR	14	2	53	69	17.39
4	7	CAMPOSANO EDWARD	NCR	5	1	19	25	16.00
5	2	KADIR DATU JOMAR	CRA	3	-	16	19	15.79
6	1	ESCOSIA Antoine	DAV	13	2	62	77	14.29
7	12	SALA-AN ALLAN JAY	CRA	4	1	16	21	14.29
8	4	SANCHEZ Marcelo Jr.	CAL	8	2	34	44	13.64
9	2	ENCISO Mark Christian	CAL	4	-	27	31	12.90
10	15	DINOY EDELBERTO	NMR	4	-	28	32	12.50
<b>Total Tournament</b>				216	155	2,510	2,881	2.12

